



ROBIN PLACE

NETLEY ABBEY, SOUTHAMPTON, SO31 5HY





LOCAL AREA


Robin Place is situated in a quiet residential road within easy walking distance to shops, GP's surgery and Netley village. The bus stop is a short walk away with services to Hedge End, Eastleigh and Southampton. Netley train station is also close by with frequent services to Portsmouth and Southampton.


ACCOMMODATION

The development consists of 31 one and two-bedroom apartments. Your home will be completely self-contained, with your own front door, and each has their own fitted kitchen and bathroom.

You get independence and privacy when you want it, with the added advantage of living in a welcoming community environment. There are often opportunities to socialise, however, you choose the lifestyle you want and can be as private or as active as you wish.


ADDITIONAL FACILITIES

 Communal lounge

 Communal kitchen

 Lift

 Communal garden

 Off-street parking





PETS

We understand that pets can be a big part of our lives, however, you must have prior consent before keeping a pet in your home. If you would like to keep a pet, please speak to your scheme manager. They will consider requests based on individual circumstances.

COSTS

Rent is calculated according to the size and type of property that you live in. There will be service and support charges in addition to this.

For more information about our schemes, or living in retirement housing, please call us on 01403 226000 or email hello@saxonweald.com. You can also visit our website at www.saxonweald.com.





SAXON WEALD

Saxon Weald
Saxon Weald House, 38-42 Worthing Road,
Horsham, West Sussex, RH12 1DT

TEL: 01403 226000 | EMAIL: hello@saxonweald.com | WEB: www.saxonweald.com



PlaceShapers
Together we help communities thrive

